
BI NORWEGIAN BUSINESS SCHOOL

2017 Fall Exchange



AU, Hiu Lam
BBA in Operations Management & Marketing

monthly activity log

AUGUST


I arrived Oslo on 7th, August after an exhausting long haul flight. Not arriving during the pick-up period offered by BI, I had to go to the SiO Office to check-in for my dorm. The Orientation week was a week before school started. During the Orientation Programme, I got the chance to meet and mingle with students from around the world. However, some events of the orientation program Fadderullan were not well-prepared. In August, I mainly spent time exploring Oslo and going to different tourist spots and islands, including Hovedøya, Gressholmen and Sognsvann.



SEPTEMBER

Bergen · Stavanger · Copenhagen · Stockholm

As all of my courses didn't take attendance, I started planning my travel. Bergen is a city in the west coast of Norway. The journey from Oslo to Bergen by trains and ferry was amazing. On 15th September, I had to stay in BI for the whole day because of the stimulation game for EXC3650. The data collected of the stimulation will be analyzed in the group assignment. After that, I went to another city in Norway, Stavanger. Hiking to Preikestolen with a view over the Lysefjord took 3.5 hours for both way, which is relatively less challenging compared to Trolltunga and Kjerag. I travelled Copenhagen and Stockholm in the last week of September.



OCTOBER

Trolltunga · Iceland


In early October, I made a trip to Trolltunga. However, the weather condition was not good, making it more difficult to hike. Therefore, if you really want to go to Trolltunga, you had better make your trip in August and September. On 17th October, I had to submit a group assignment for the simulation game completed in September. After the deadline, I went to Iceland for a week. It was the most expensive trip I did during exchange, but it was worth it for the stunning places. It will be cheaper if you make road trip with your friends as you don't have to join the local tours.



NOVEMBER

United Kingdom



I didn't travel before my final examinations in late November as I had to revise. I got 3 finals in 6 days. However, the exams were not that difficult compared with the standard in HKUST. On the last day of November, I terminated the housing contract and started travelling. I was excited as the first snow of Oslo came before I left.



DECEMBER AND JANUARY

Scotland · Ireland · Germany · Poland · Hungary · Austria · Slovakia · Czech Republic · Netherlands

I travelled to other European countries for 43 days. Before coming back to Hong Kong on 12th January, I spent a few days in Oslo and revisited the place I had been to in the past five months. I also went to Korketrekkeren for tobogganing. It is the most popular place for sled run in Oslo where you can rent a sled in good price (150 NOK for whole day).



general exchange information

VISA PROCEDURE

As I'm a British citizen, I don't have to apply for the student visa. Citizens of EU/EEA countries have to register online before their arrival. After arriving BI, I have to submit the following documents to BI during the orientation period.

1. Copy of Passport
 2. Admission letter from BI
 3. Private or European Health insurance
 4. Printout from the UDI's self service webpage to prove that I have registered
 5. Personal declaration stating that I have sufficient funds during the period I stayed in Oslo
-

ORIENTATION ACTIVITIES

The Orientation week was a week before school started. You will be assigned to a group by BI. However, my group size so large that I found it difficult to familiar with my groupmates. Therefore, I didn't join many activities during the orientation period.

INTERNATIONAL SERVICES AND ACTIVITIES

The student union of BI (SBIO) organizes various activities where you can meet new friends after class and build your social circle. You may also join the activities organized by International Student Club and ERAMUS student network in Oslo.

ACCOMMODATIONS

BI offered guarantee housing with three accommodation options of furnished single room. Being admitted by BI, you have to submit a pre-application to indicate the preference for the housing options. The pre-application requires 1000NOK of non-refundable fee no matter which options you choose. If you would like to stay in SiO student village, you can indicate which student village you would like to stay when you get the offer. When you arrive Oslo, you have to go to the SiO office in Blindern to pick up your key. You may also suggest which block you would like to stay (e.g. closer to Metro or with laundry). If you are moving in out of their opening hours and pick-up service (Monday to Friday after 16:00 or weekend for 2017 Fall exchange), you can only get the key in their mail box with an extra charge for 300 NOK. I was staying in Kringsjå student village during the period I stayed.



COURSES REGISTRATION

BI will send you the details and schedules of the courses offered during the semester in late June. The course registration process is simple as you just have to select the courses through an online form. You can make changes to the selected for as many time as you can before the deadline.

TEACHING AND ASSESSMENT METHODS

I took four courses with maximum credits (30 ECTS) in BI.

1. EXC 3650 Supply Chain Management

30% Group Assignment: It's about a simulation game requiring a full day of attendance in September. The report required us to explain the results and theories about the supply chain game.

70% Final Exam: There were six questions in the examinations. You can choose four of them to answer while each of them weighs 25%.

2. ELE 3709 Project Management

100% Final Exam: The exam questions were predictable as they are similar to the past paper. The professor took attendance every lecture. However, he claimed that he won't count it in the final grade.

3. ELE 3705 Reputation & Corporate Communication

100% Group Project: The project required students to form a group of three. However, the professor did not allow people forming group with the same nationality.

4. ELE 3775 Product and Price Strategy

30% Final Exam: The final exam was newly introduced in this semester. The professor gave us 70 sample questions which helped us to revise the course materials and prepare the final exam.

70% Group project: The project work and course content were similar to those in MARK2120. Therefore, it was not too difficult.

SPORTS AND RECREATION FACILITIES

There is a gym in BI operated by SiO. To gain access to the gym, you have to sign up the membership for 1000NOK for 3 months. With the membership, you can workout at 5 gyms in

Oslo, as well as the swimming pool. If you are looking for something free, you may go to Sognsvann for jogging near Kringsjø student village.

FINANCE AND BANKING

1. Bank Account – As exchange-in student usually won't be staying in Norway for more than 6 months, it is not likely that we can have a local bank account as we don't have the national identity card.
2. Credit Card – It is popular to use credit card for payment, no matter in restaurants or grocery stores.
3. ATM service – As the ATM machine in Norway mainly accept card with PLUS system only, it may not be possible to withdraw money with the card in Hong Kong in UnionPay system. Therefore, you may have to apply for a credit card in Citi Bank using PLUS system to withdraw money there.

Expenses:

Daily Expenses in Norway (NOK)	9900
Rent (NOK)	13340
Flight (HKD)	7265
Travel (HKD)	36500
Total (HKD)	66685

SOCIAL CLUBS AND NETWORKING OPPORTUNITIES

If you would like know more people after orientation period, you may go to Blinner. Blinner is an event where you can enjoy free food and mingle with fellow schoolmates. What you have to do is to register before the event through the link from BI Exchange Student facebook group.

HEALTH AND SAFETY

Norway is a safety place compared to other European country. There is an on-campus medical center. You have to make an appointment before you go to the clinic. The prices of individual items are listed on SiO website.

FOOD

The price level in Norway is quite high. Therefore, I usually prepared food for myself. You may go to supermarket called KIWI, REMA1000 and MENY to look for food with reasonable price. There is a grocery store in Grønland offering food with a lower price relatively.

TRANSPORTATION

The transportation in Norway is quite expensive for single journey. Luckily, you can get a student monthly pass for 425 NOK. It is valid within zone 1 for buses, metro, trams and ferries. You may purchase it with the Ruter app or get it in the service point in the Oslo S station. However, you have to pay 50 NOK to get the physical card for the first month.

For the transportation between airport and Oslo S, there are 2 options.

1. Flytoget Airport Express – The airport express operates every 10 minutes. It costs 95 NOK for student discount price of a single ticket and takes you to the city center in 20 minutes.
2. NSB – Its frequency maintains at 20 minutes costing 101 NOK for a single ticket. However, if you purchase the monthly pass, you can get discount price of an extension ticket traveling to the airport for 66NOK.

CLIMATE

It was during summer time when I arrived Oslo. The weather was pleasing as the daylight time is long and it was not as hot as Hong Kong. However, it turned dark around 3pm in winter time.

COMMUNICATION

Every exchange-in student will be given a sim card offered by Mycall during the orientation period for free. You can choose to subscribe to their mobile plan for 79NOK (1GB), 149NOK (3GB) or more. The plan covering most of the EU countries enables you to travel along Europe with data connection. You may purchase data card in Hong Kong before departure as well. Remember to bring a LAN cable or router as Kringsjå student village doesn't have WIFI coverage.

ITEMS TO BRING

Passport & Hong Kong ID Card

Documents for residence permit

Router & LAN cable

Waterproof boots and windproof clothing

Cash (NOK & Euro), credit card & ATM card

Chargers & travel adaptors

useful links and contacts

BI Student Portal: <https://at.bi.no/EN>

SIO: <https://www.sio.no/en>

Visit Oslo: <https://www.visitoslo.com>